




WELLTEC W- 27/111

Welltec offers one of the most diverse range of standard and bespoke profiles, materials and finishes for the external envelope, with all flashing and trimming, to give a perfect finish to the project. These profiles also have the option of perforations in order to meet you transparency requirements.



PROPERTIES:


Type:	Welltec W-27/111
Cladding Width:	1227mm
Maximum Length:	5500mm
Material:	Aluminium, Mild Steel, Brass, Copper, Stainless Steel
Thickness:	0.8mm -2mm
Finishes:	Anodised (Aluminium), Powder coated, Xerotec, PVDF

NOTE: Perforation options available, please call us


SUGGESTED APPLICATIONS:



cladding



ceiling panels



partitions

DIMENSIONS:



$p = 111\text{mm}$
 $h = 27\text{mm}$

